

## WAREHOUSE / FLEX SPACE

355 Middlesex Avenue, Wilmington, MA



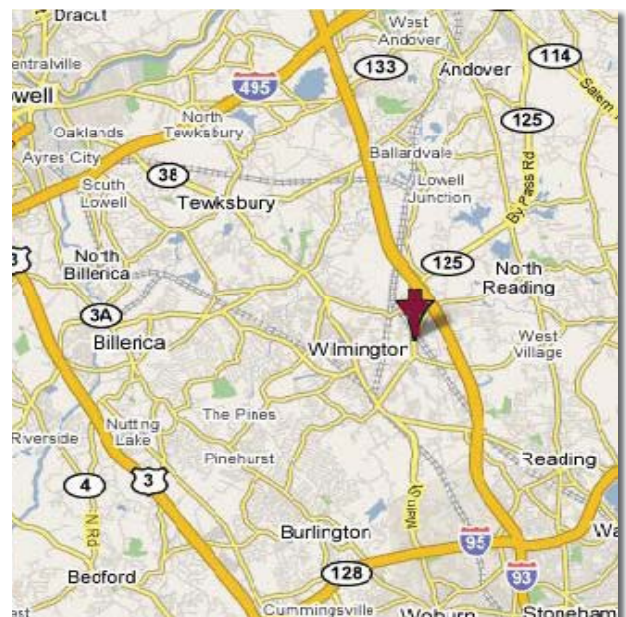
Space available for Warehouse/R&D or Flex

12,500 sq. ft. subdividable as follows:

- 5,000 sq. ft. warehouse/R&D:
  - 16' clear
  - 2 tailboard docks with levelers
- 7,500 sq. ft. flex/office space:
  - 12' clear
  - Potential for drive-in access


### Property Information

- Commuter Rail Access
- 3/4 mile from I-93
- On-site health club & property management
- Nearby many local amenities



## WAREHOUSE / FLEX SPACE

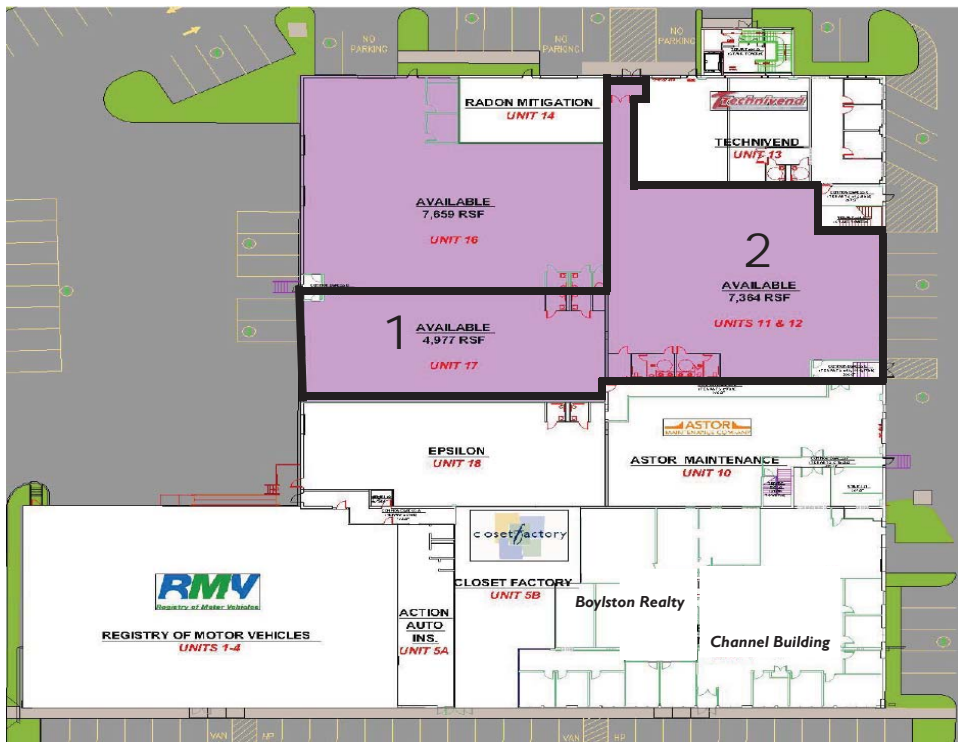
*355 Middlesex Avenue, Wilmington, MA*



### Availability

12,500 SF, subdividable as follows:

- 5,000 sq. ft. warehouse/R&D:
  - 16' clear
  - 2 tailboard docks with levelers
- 7,500 sq. ft. flex/office space:
  - 12' clear
  - Potential for drive-in access



Dan Rabazzi  
drabazzi@boylstonrealty.com  
978.657.4600

Boylston Realty Advisors  
355 Middlesex Avenue, Suite 7  
Wilmington, MA 01887-2163  
boylstonrealty.com